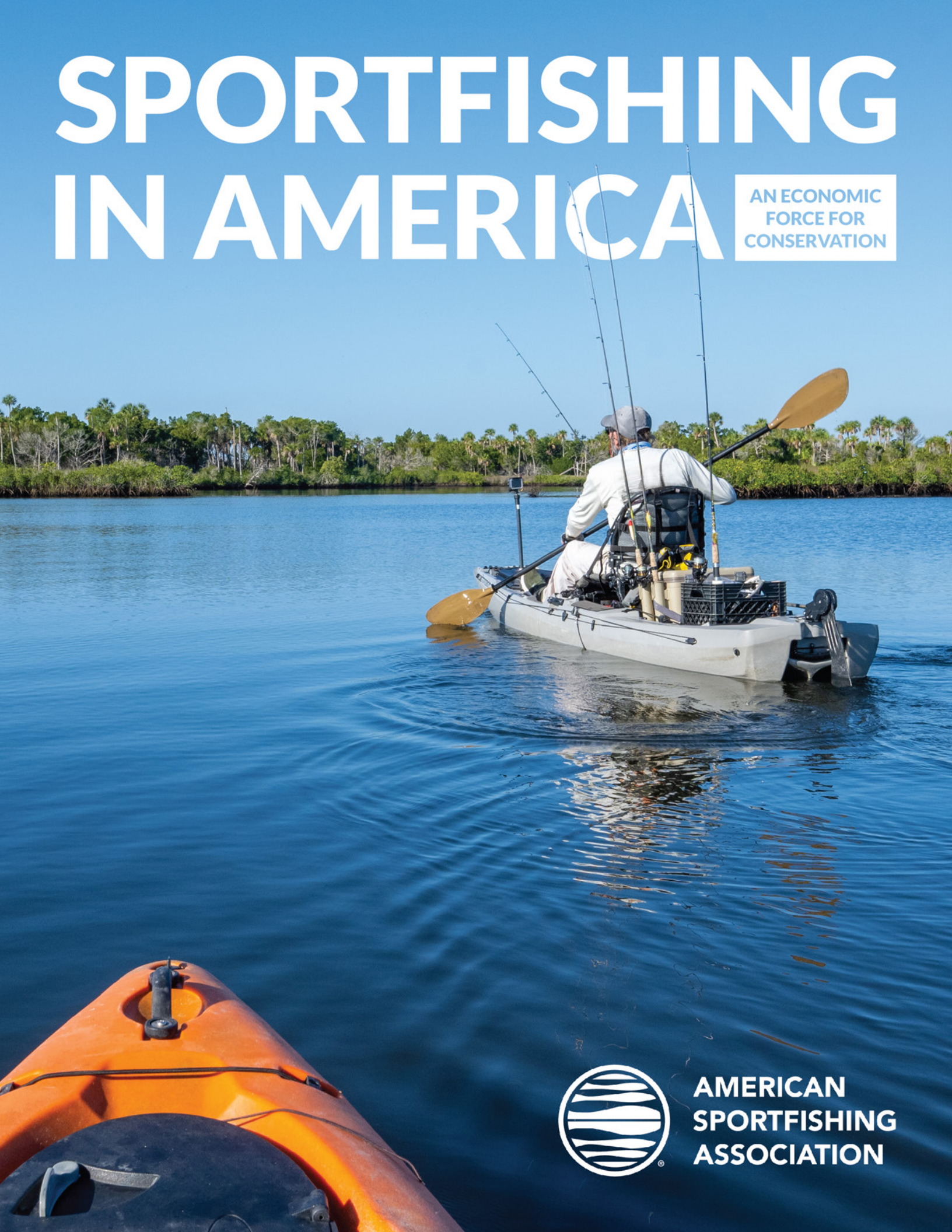


SPORTFISHING IN AMERICA

AN ECONOMIC
FORCE FOR
CONSERVATION



AMERICAN
SPORTFISHING
ASSOCIATION

INTRODUCTION

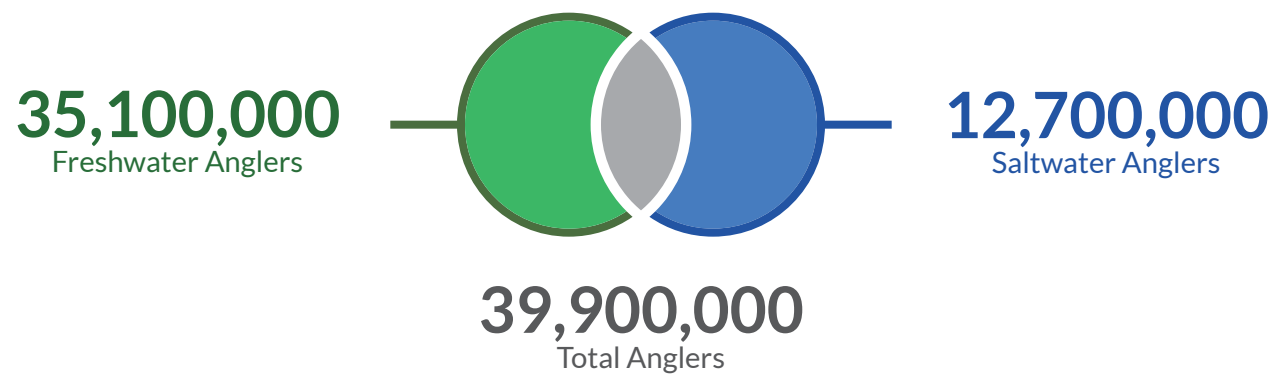
Whether casting a line in a hidden creek or venturing far into the expanse of the Gulf of Mexico, recreational fishing appeals to millions of Americans. Regardless of a person’s age or background, fishing serves as an ideal pastime, whether seeking solitude or bonding with loved ones in the great outdoors. But sportfishing is more than just the thrill of the catch or a peaceful escape into nature. It’s also the driving force behind an industry that supports more than a million jobs for those who manufacture or sell products and services to anglers. These range from restaurants and hotels to tackle retailers, boat builders, grocery stores, and a whole lot more.

PARTICIPATION

Fishing is enjoyed by people of all ages. No one is ever too young or old to enjoy a day on the water. Based on the U.S. Fish & Wildlife Service’s (USFWS) *2022 National Survey of Fishing, Hunting and Wildlife-Associated Recreation*, there were more than 39.9 million anglers in the United States over the age of 16. Additionally, the USFWS estimated that there were over 9.5 million youth between the ages of 6 and 15 who went fishing in 2021, putting total participation in fishing at close to 50 million.

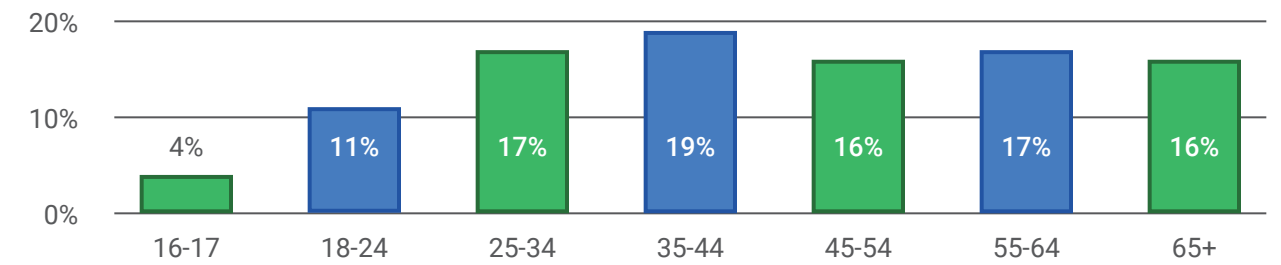
Additionally, recent examinations of state fishing license records indicate many anglers will not buy a license every year. Anywhere from a third to half of people who consider themselves anglers do not fish each year for various reasons. Therefore, it is important to recognize there may be many more than 39.9 million Americans who consider themselves to be anglers, regardless of buying a license in any one given year.

— Number of Anglers by Fishing Type —

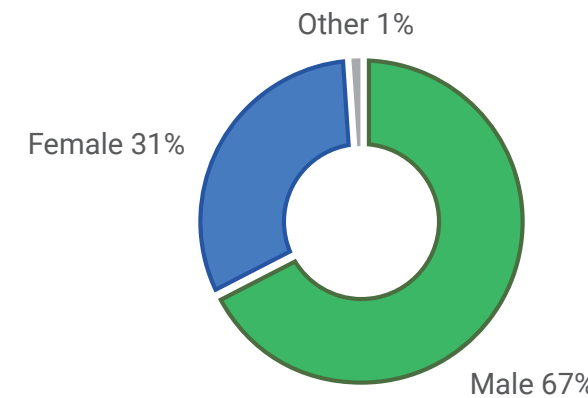


DEMOGRAPHICS

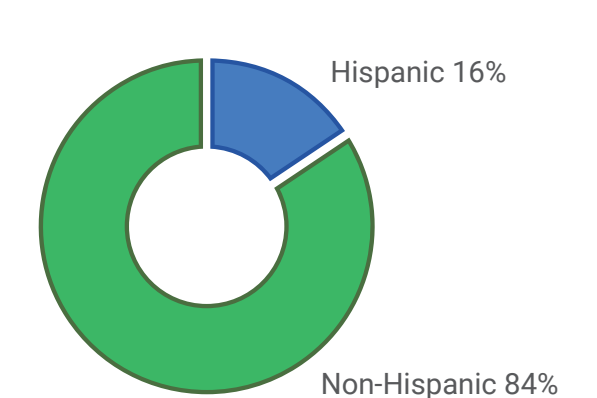
— Anglers by Age —



— Anglers by Gender —



— Anglers by Ethnicity —



ECONOMIC IMPACT

In 2022, anglers in the United States spent nearly \$100 billion on fishing equipment, licenses, trips, and other fishing-related items. This spending helped to support more than one million jobs in the United States, providing over \$70 billion in salaries at a time when many Americans were feeling the impacts of price inflation and wage stagnation. In some rural areas, the dollars brought in through recreational fishing help support entire communities. Additionally, angler spending added nearly \$120 billion to the U.S. GDP in 2022 and created a total economic impact of over \$230 billion when considering all of the ripple effects throughout the national economy.

— 2022 Economic Impact by Fishing Type —

Fishing Type	Direct Spending	Total Multiplier Effect	Jobs	Salaries & Wages	Contributions to GDP	State & Local Taxes	Federal Taxes
All Fishing	\$99.4B	\$230.5B	1,111,920	\$70.7B	\$119.8B	\$12.7B	\$17.5B
Freshwater	\$74.6B	\$172.4B	821,980	\$52.7B	\$89.3B	\$9.4B	\$13.0B
Saltwater	\$24.8B	\$58.1B	289,940	\$18.1B	\$30.5B	\$3.2B	\$4.5B



U.S. anglers outnumber the population of every U.S. state.

2022 Census Apportionment Results | [census.gov](https://www.census.gov)

In 2022, sportfishing supported over 1.1 million jobs in the U.S. - more employees than at any U.S. company except Walmart and Amazon.

2022 Fortune 500 | [fortune.com](https://www.fortune.com)



SPENDING

– 2022 Spending by Category & Subcategory –

Trip Spending \$36.6B	
Food	\$6.1B
Lodging	\$6.6B
Airfare	\$2.1B
Other Public Transportation	\$1.2B
Private Transportation	\$5.6B
Guides	\$2.2B
Public Land	\$1.2B
Private Land	\$1.1B
Bait	\$2.0B
Ice	\$1.1B
Cooking Fuel	\$1.2B
Rentals	\$2.4B
Boating	\$3.9B
Fishing Equipment \$8.7B	
Rods & Reels	\$2.3B
Lines & Leaders	\$867M
Lures	\$1.3B
Hooks, Sinkers, Etc	\$838M
Tackle Boxes	\$475M
Creels, Nets, Stringers	\$440M
Traps & Bait Containers	\$390M
Depth Finders & Other Electronics	\$782M
Ice Fishing Equipment	\$500M
Other Fishing Equipment	\$799M

Other Equipment & Costs \$54.2B	
Camping Equipment	\$1.4B
Binoculars	\$694M
Clothing	\$1.1B
Taxidermy	\$497M
Books & Magazines	\$183M
Dues/Donations to Conservation Groups	\$401M
Online Media Subscriptions	\$166M
Other Items	\$656M
Motor Boat	\$5.1B
Canoe & Kayak	\$947M
Boat Motor & Trailer	\$1.3B
Pickup, Van, Motor Home	\$14.2B
Off-road Vehicle	\$5.7B
Other Big Ticket Items	\$480M
Land Owned	\$16.1B
Land Leased	\$3.6B
Fishing Licenses	\$819M
Combination Licenses	\$399M
Other Fishing Licenses	\$234M
Stamps or Tags	\$191M
Total Spending \$99.4B	



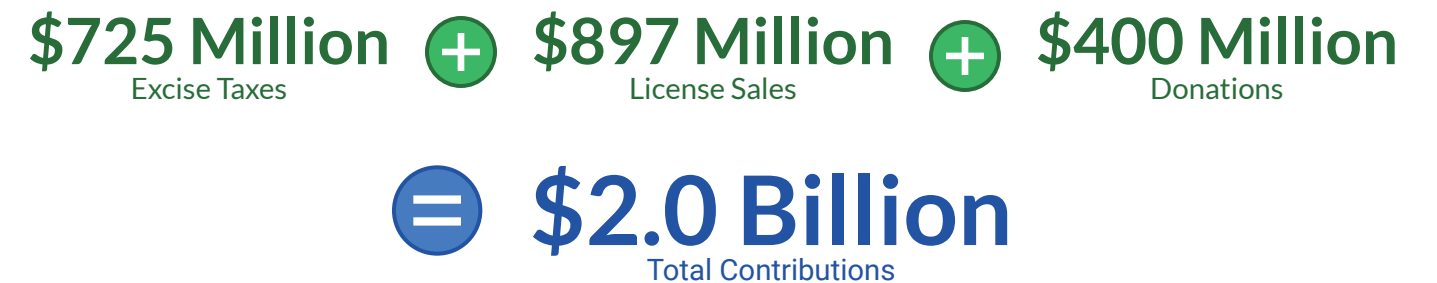
In 2022, U.S. anglers spent more (\$99.4 billion) than the revenue of UPS (\$97.2 billion), Lowe’s (\$96.3 billion), or Bank of America (\$93.9 billion).

2022 Fortune Global 500 | fortune.com

CONSERVATION BENEFITS

Even more critical are the conservation benefits that recreational fishing generates for our nation’s waters and fish. Since the passage of the Federal Aid in Sport Fish Restoration Act of 1950, anglers have paid a special federal excise tax on fishing gear. In 1985 those taxes were expanded to include the federal excise tax on motorboat fuel and more. These funds are distributed annually to state fish and wildlife agencies to help fund projects and programs that directly benefit fish, water habitat and, ultimately, anglers and other recreational water enthusiasts. In 2022 alone, the excise tax on sportfishing equipment and fuel amounted to over \$725 million. Along with the \$897 million contributed by anglers through fishing license fees and \$400 million in private donations, anglers generated over \$2 billion for fisheries conservation in 2022.

– U.S. Anglers’ 2022 Contributions to Conservation –



Funding

This Project was funded by a Multistate Conservation Grant F23AP00559, from the U.S. Fish and Wildlife Service and jointly administered with the Association of Fish and Wildlife Agencies.



Methods

Data were obtained from the U.S. Fish and Wildlife Service’s 2022 National Survey of Fishing, Hunting and Wildlife-Associated Recreation. Economic impacts of angler spending were estimated using the IMPLAN economic modeling system from IMPLAN, Inc. of Huntersville, NC.

Learn More

For further details, please visit asafishing.org where results are also available for each U.S. state and congressional district.



AMERICAN SPORTFISHING ASSOCIATION

American Sportfishing Association

The American Sportfishing Association (ASA) is the sportfishing industry's trade association committed to representing the interests of the sportfishing industry as well as the entire sportfishing community. ASA engages with everyone who has a stake in recreational fishing including anglers, industry professionals, retailers and lawmakers to safeguard and promote the enduring economic, conservation and social values of sportfishing in America. Additionally, ASA gives a voice to America's more than 50 million anglers through Keep America Fishing and Keep Florida Fishing, our national angler and Florida-based advocacy campaigns. Our leadership and financial investments in conservation make all manner of outdoor experiences possible and support a healthy environment for everyone. Since 1933, when ASA was formed, the association has grown from a consortium of tackle manufacturers to include every sector of the industry - independent dealers and distributors, rep groups, media companies, federal and state agencies and other non-profit organizations.

Credit

Sportfishing in America: An Economic Force for Conservation. Produced for the American Sportfishing Association by Southwick Associates via Multistate Grant # F23AP00559 awarded by the Wildlife and Sport Fish Restoration Programs of the U.S. Fish and Wildlife Service. 2024.

Questions and Inquiries

Southwick Associates
Rob Southwick, rob@southwickassociates.com

Research, Authorship, and Editing

Southwick Associates:
Ben Scuderi, Eric Olds, and Rob Southwick

Layout and Design

One Desk Solutions LLC
Alex Evans, onedesksolutionsllc@gmail.com

AMERICAN SPORTFISHING ASSOCIATION

ASAfishing.org

1001 North Fairfax Street, Suite 501, Alexandria VA 22314