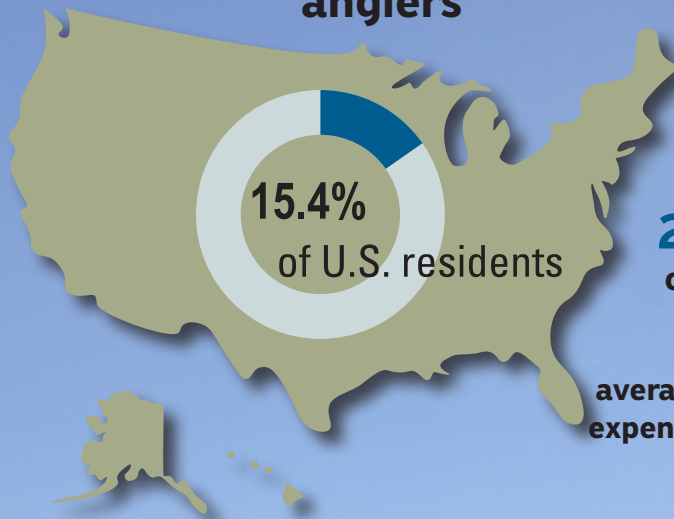


# A Closer Look: Angling Participation in the United States.

## Anglers age 16 and older in 2022

**39,935,437**  
anglers

**\$99.4 billion**  
spent by anglers



**12 trips**  
on average

**\$2,490**  
average annual amount  
spent per angler

**20 days**  
on average


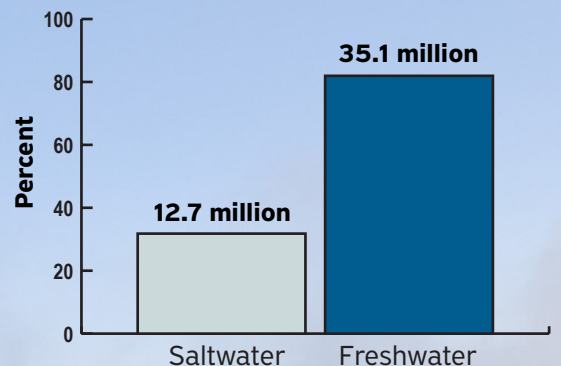
**\$917**  
average total trip-related  
expenditures per angler

**\$79**  
average trip-related  
expenditures per trip

### 200 fish species

that state fish & wildlife agencies monitor,  
research, and manage with Dingell-Johnson  
grants in the United States

### Types of Angling Participants



**SOURCE:** The National Survey of Fishing, Hunting, & Wildlife-Associated Recreation. Scan the QR code on the left to read the full report.



Office of  
**CONSERVATION  
INVESTMENT**

